

# OLIVER BONAS

We hope you love your purchase, however if you aren't completely happy please retain your packaging to ensure its safe return.

## DECKCHAIR and SLING

### WOOD

Deckchair is made from Acacia wood, variation will occur.

### SLING

100% cotton

### CARING FOR YOUR FURNITURE

Ensure the deckchair is correctly assembled before use. Check the metal rod is withing the safety mechanism.

To prolong the beauty of the deckchair, do not leave out in all weathers. Acacia is a natural wood from India, and will change colour over time especiallywith prolonged exposed to sunlight. This is a natural beauty of acacia wood.

Rotate the deckchair when in use for even exposure to the sun.

The sling is shower resistant but not waterproof.

The sling is removal. It is Ensure it is correctly fitted before use.

Do not leave out in all weathers.

Do not jump into the deckchair

Keep away from fire.

### CLEANING

Any spills should be wiped dry immediately to avoid staining.



SPOT CLEAN ONLY

Retain this information for reference

### COMPONENTS



x1  
frame



x2  
poles  
short and long

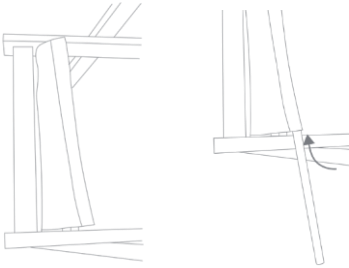


x1  
sling

# OLIVER BONAS

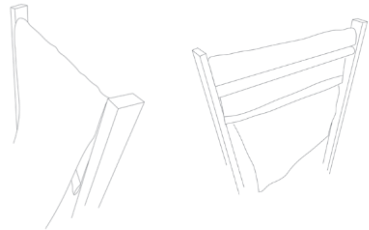
## DECK CHAIR ASSEMBLY

1



Position sling through the bottom 2 runs and slide the shorter of the 2 metal rods into position.

2

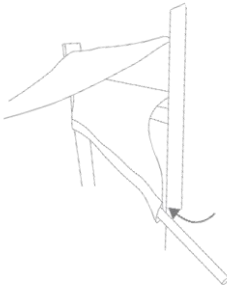


FRONT

BACK

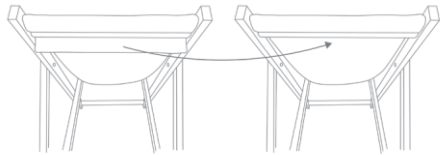
Position the top of the sling over the top of the wooden frame and through the wooden slats.

3



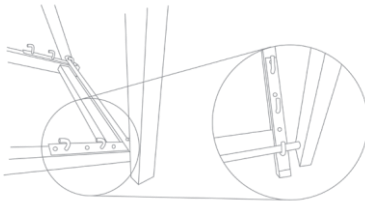
Slide the longer metal pole into the sling.

4



Push sling into place so that the metal rods sit comfortably between the wooden slats.

5



Ensure the back rest of the deck chair is secure within the 2 hooks before use.

The back rest must be level.  
There are 3 relaxing positions.

6



Gently sit into the deckchair and relax. Do not jump or fall into the deckchair. Mind your fingers within the folding joints.

Sit back and enjoy summer